



Sewer Museum treasure hunt

Ready for adventure?

**A treasure has been lost in the sewers.
It's somewhere in the museum. Can you find it?**

**Follow the 14 posters and read the stories of the
various witnesses to guide you.**


**At the bottom right of each poster is a clue to the
next stage of your journey.**

**Don't forget to check the map to find your way
around the museum.**

**You'll learn lots of things about sewers
and water.**

**But don't forget, this is a museum,
so no running!**

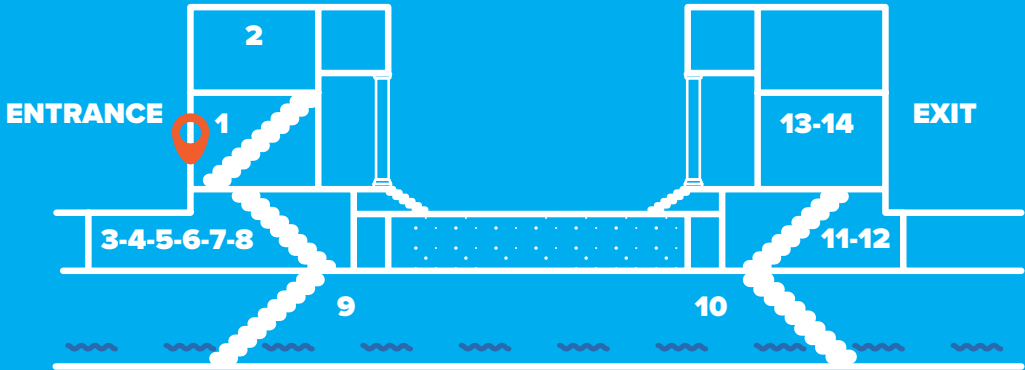
Good luck!



**sewer
museum**



Map of the museum + location of posters



Circle the treasures you discover as you go along:





Which everyday activity uses the most water?



The 9 differences:

What 9 differences can you spot between the sewage workers' old equipment and their new equipment? Look at the central display case in this room to help you. Circle them in the picture. Today's sewage workers are better equipped to deal with the risks of their job.




Find the code to open the lock to the treasure:

--	--

Number of treasures you found in the museum.

Number of objects blocking the sewer.





So, have you found all our treasures?
There's one very important one left:
your hands! With them, you can do small
things that make a big difference, like
saving water by taking a shower instead
of a bath. They can also prevent waste
from ending up in the sewers: wipes,
packaging, plastics, oils, etc.
I hope you enjoyed this treasure hunt.
See you soon!



ANSWERS
The treasures: 1. the coins inside the stone, 2. rain, 3. drinking water, 4. gold bullion, 5. rat,
6. the Sennelager, 7. the sewage worker's job

The 9 differences: 1. gloves, 2. helmet, 3. torch, 4. boots, 5. waterproof jacket, 6. gas detector,
7. goggles, 8. cone, 9. headlamp

Which everyday activity uses the most water? Personal hygiene (bath/shower)